

EC FILM PORTAL IMAGING



The EC Film is used in the EC-L Lightweight cassettes. The cassettes are no longer offered from Carestream.

CE

| Item # | Description | Size | Quantity |
|---------|------------------------|------------------------|----------|
| 113-234 | EC Film, 100 Films/Box | 14" x 17" (35 x 43 cm) | 5 Boxes |

AGFA RADIATION THERAPY CASSETTES



CRC Radiation Therapy Cassettes use all brands of film, including ready pack films. They are designed especially for radiotherapy and feature high-quality lead intensifying screens similar to those used in high-energy industrial radiography.

Note: These cassettes are not returnable.

| Item # | Film Size | Front Screen | Rear Screen | Window | Energy | Weight |
|--------|-----------|--------------|-------------|--------|-------------|--------|
| 869406 | 10" x 12" | 1.00 mm T | 0.50 mm T | No | 10 MeV - Up | 5.4 lb |

SIMULATOR RADIOGRAPHIC CASSETTE WITH GRID



The Radiographic Cassette with grid (14" x 17" or 35.7 x 43.3 cm) has an aluminum inter-spaced grid, 103 line, 8:1 Ratio and 48" to 72" focus range. The use of Kodak Lanex Fast Green Screens give a faster film speed than regular screens.

Note:
Order lead screens separately.

Customer must verify the thickness of a cassette that will fit into cassette holder.

| Item # | Size | Thickness | Window |
|------------|-----------|-----------------|--------|
| 118-117-02 | 14" x 17" | 0.545" (1.4 cm) | No |

Non-Returnable Item

SIMULATOR SCREENS

Screens Only

| Item # | Screen Only | Size | Window | Film = Relative Speed | Film = Relative Speed |
|------------|-----------------------------------|-----------|--------|-----------------------|-----------------------|
| 118-040-02 | Kodak Lanex Fast Green Screens | 14" x 17" | No | TML or TMG = 400 | TMH = 1200 |
| 118-040-03 | Kodak Lanex Regular Green Screens | 14" x 17" | No | TML or TMG = 600 | TMH = 800 |

RAIL CASSETTE HOLDERS



The Rail Cassette Holders (set of two) easily slide onto the couch rails from either side. They are securely held in place and can not be jarred off.

Specifications

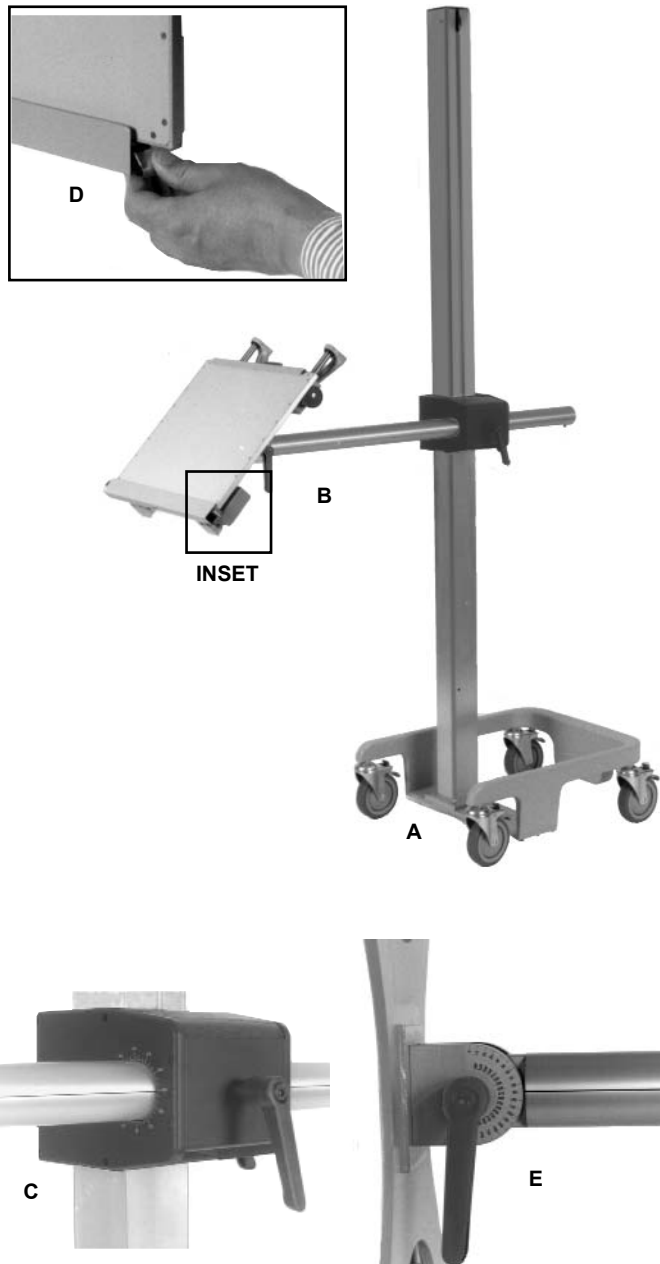
Width of Cassette: 5/8" (1.6 cm)

| Item # | Description | Size |
|---------|--------------------------------|--------------------------------|
| 128-403 | Varian Clinac 4 Set | 3/8" x 1 1/8" (0.95 x 2.87 cm) |
| 128-403 | Varian PSA Spine Set | 3/8" x 1 1/8" (0.95 x 2.87 cm) |
| 128-404 | Varian ETR Set | 3/8" x 1 1/8" (0.95 x 2.87 cm) |
| 128-403 | Varian Ximatron Set | 3/8" x 1 1/8" (0.95 x 2.87 cm) |
| 128-420 | Siemens Z-II, Z-IV or Z-XT Set | 3/8" x 1" (0.95 x 2.55 cm) |
| 128-420 | Siemens Mevasim Set | 3/8" x 1" (0.95 x 2.55 cm) |
| 128-427 | Siemens TEM Set | 3/8" x 1" (0.95 x 2.55 cm) |
| 128-430 | Philips SL25 or SL75 Set | State Rail Size |
| 128-460 | Oldelft Simulator Set | State Rail Size |
| 128-470 | Mitsubishi Set | .2" x 1" (0.5 x 2.5 cm) |

MOBILE DR, CR AND CASSETTE HOLDER

RPDinc's design allows the DR, CR and Cassette Holder to extend 6" (15.24 cm) further over the couch than other units on the market. An option is available for a custom post height for extended range couches.

M



- Smooth gliding motion on roller bearings
- High range of motion
- Counter-balanced DR, CR and cassette holder
- Counter-balanced base
- DR, CR and Cassette safety latch
- Easy loading from either side
- Automatic angle indicators
- Holds most DR and CR plates

The Mobile DR, CR and Cassette Holder has been engineered around the needs of the radiation therapist with unmatched ease of motion obtained through the use of precision components.

Needle roller bearings enable smooth travel both vertically and horizontally eliminating the frustrating binding action found on other cassette holders when repositioning. The DR, CR and Cassette Holder glides freely even while a heavy cassette is loaded. A counter-weight offsets the weight of the cassette, allowing for almost effortless motion. The DR, CR and Cassette Holder is able to position close to tables and objects due to the unique base counter-weight system and the offset square post (Figure A). These 2 features prevent rotation and the possibility of the unit tipping over.

The DR, CR and Cassette Holder can tilt 180° (Figure B), rotate 360° (Figure C) and is spring loaded to provide tension on the cassette to ensure that it is secured. A spring loaded latching system (Figure D) enables up to a 14" x 17" (35.5 x 43 cm) cassette to be inserted from either side and once latched, secures the cassette from sliding out during rotation. The cassette carrier will also accept 14" x 36" and 17" x 28" (35.5 x 91.5 cm and 43 x 71 cm) cassettes by bypassing the latching mechanism.

Easy to read angle indicators (Figures C & E) allow for accurate angulation of the cassette carrier. Indicator scales coincide with the degree rotation of the treatment machine gantry, eliminating the need for calculating the correct cassette carrier angle. Simply rotate the cassette carrier so the degree indicator reading is the same as the machine gantry reading, and the correct corresponding angle is automatically established.

Motion locking systems are equipped with large comfortable ratchet type handles which enable the operator to easily secure positions with minimal effort. Easy mobility is accomplished with four high quality ball bearing wheels. The wheels have a toe tap positive locking mechanism which doesn't allow swivel or movement of the wheel, providing excellent safety and stability.

The Mobile Cassette Holder will hold any DR or CR plate that has the same dimensions as an analog film cassette.

Specifications

- Maximum DR, CR and Cassette Height:** 70" (177 cm)
- Minimum DR, CR and Cassette Height:** 15" (38 cm)
- Maximum DR, CR and Cassette Extension:** 26" (66 cm) from front edge of base to center of cassette
- Arm Length:** 36" (91.5 cm)
- Base:** 19" x 24" (48.3 x 61 cm)
- Height:** 82.75" (210 cm)
- Finish:** Textured tan polyurethane, clear and black anodizing
- Weight:** 145 lb (66 kg)
- Shipped UPS (3 cartons)**

| Item # | Description |
|---------|-----------------------------------|
| 130-001 | Mobile DR, CR and Cassette Holder |

HUESTIS FLEXI-HOLDER®



Huestis Flex-Holder® significantly reduces retakes caused by improper cassette positioning. It permits smoother scheduling and superior radiographs saving film, time and labor for cost effective radiographic procedures.

The free-standing model features an extra wide base for maximum stability. It allows accurate radiographs to be taken from virtually any angle from floor level to 71" + (180 cm) high. It rolls into position on large, locking casters and tilts the cassette 180° facing straight up, down, or anywhere in between. This free-standing model accepts virtually all cassettes.

Eliminates Retakes

- Helps eliminate retakes caused by improper cassette positioning.
- Replaces inefficient sandbags and other "make-shift" holders.

Versatile Savings

- Saves time and labor for smoother scheduling and superior radiographs.
- Saves film and reduces radiation exposure due to minimal retakes.
- Minimizes patient assistance and discomfort in positioning.

Flexible Arm Movement

- Radiographs can be taken from any angle from floor level to 71" (180 cm).
- Tilts cassette 180° facing straight up, straight down or anywhere in between
- Rotates cassette 360° clockwise or counterclockwise
- Arm rotates 360° on vertical column
- Arm assembly is counter-weighted for easy raising or lowering
- 36" (91 cm) arm

Convenient Ratchet Handles

Ratchet handles can be repositioned easily to help eliminate interference problems when positioning cassettes.

One Hand Operation

A lip on the cassette holder enables the cassette to be inserted with one hand, if necessary.

Accurate Calibration Scales

Column and arm calibration scales provide exact, repeatable angulation.

Easy Operation

Drop cassette against stop and tighten grips. Adjust visually or by calibration scales. Roll into place and lock casters.

Diagnostic Applications

- Three-way studies of acute abdomens
- Myelograms
- Fractures where patient is immobilized
- Lateral decubitus fluid level studies of abdomen and chest
- Operating room radiography

Therapeutic Applications

- Radiation therapy verification films (portal films)
- Localization for tangential breast, isocentric or oblique fields
- Simulation without fluoroscopy
- Implant source localization by orthogonal films

Specifications

Base: 19" x 22" (48.4 x 56.1 cm)

Overall Height: 75" (191.2 cm)

Weight: 110 lb (50 kg)

Ships by truck

| Item # | Description | Horizontal Arm |
|-----------|---------------------|----------------|
| 130-303-1 | Mobile Flexi-Holder | 36" (91.8 cm) |

M

21 STEP WEDGE SENSITIVITY GUIDE



The 21 Step Wedge Sensitivity Guide is a transparent step wedge with 21 steps that get progressively denser by increments of 0.15. Each step is numbered and has accurate and uniform increments.

The 21 Step Wedge Sensitivity Guide meets the needs for critical densitometry with traceability. Densities compare with those of a NIST Standard Reference Material No, 1008 Step Tablet by means of a densitometer that conforms to conditions specified in American National Standards Diffuse Transmission Density A.N.S.I. PH2.19-1986. NIST traceable.

Specifications

Size: 1.375" W x 9.5" L (3.49 x 24.13 cm)

| Item | Description |
|---------|---------------|
| 370-005 | 21 Step Wedge |

M

TBX1000™ TRANSMISSION DENSITOMETER



The TBX1000™ Transmission Densitometer measures ISO Visual diffuse Optical Density (OD) to 6.00D. This wide measuring range allows evaluation of many types of film, laminates, and substrates. The data can be uploaded to spreadsheets via the USB port. To meet special requirements an optional filter carrier may be supplied allowing supplementary filters to be used to isolate a portion of the spectrum that may be of interest. The TBX™ can show deviations from a stored reference value for all functions.

Specifications

Optical Design: ANSIPH2.19

Display: Graphical LCD (128x64 pixel)

Apertures: 1, 2, 3mm

Throat Length (Arm): 7.5" (191mm)

Output Port: USB

Power: 12V via universal 110/220 Adapter

Measuring Range: 0 to 6.00D

Accuracy: ±0.02D

Precision: ±0.01D

Warm-up Time: None

| Item | Description |
|-----------|---|
| 370-002 | TBX1000™ Transmission Densitometer |
| 370-000-3 | 0.3mm Aperture for 370-002 Densitometer |

- Soft key menu operation
- Advance optical system to meet various industries' specifications
- 7.5 inch throat to measure large samples
- Readings are very repeatable with a high degree of accuracy
- Optional band pass filter
- USB port standard
- Software Calibration
- Switchable LED table lamps
- Excellent for measuring optical densities of metallized films

CASSETTE AND FILM CART



- Non-marring plastic surface on all shelves
- Back-sloped shelves prevent cassettes or envelopes from falling off of the cart
- Full perimeter bumper to protect walls and other equipment from damage
- Contoured padded handles on both sides to make pushing and pulling easier
- Locking swivel casters for easy movement

Specifications

Size: 25" W x 18.5" D x 42.5" H (63.7 x 47.2 x 108.3 cm)

Material: Cold roll steel construction


Finish: Light grey baked enamel finish

Casters: 5" polyurethane locking swivel

| Item | Description |
|---------|------------------------|
| 122-001 | Cassette and Film Cart |

M

STACKABLE VERTIFILE



The open shelf Vertifile can be stacked one upon the other, side by side, and back to back. Each section is shipped complete and set up. No assembly is required. When stacking, the cabinets are secured together with 4 screws through matching holes in top and bottom of each cabinet. Partitions are fixed and not adjustable.

Specifications

Inside Dimensions of Each Shelf: 19.5" D and 16.1" H (49.7 x 41 cm)

Exterior Dimensions: 29" W x 19.75" D x 17.25" H (73.9 x 50.3 x 43.9 cm)


Approximate Distance Between Partitions: 7.25" (18.5 cm)

Finish: Light gray baked enamel (on cold rolled steel).

Weight: 48 lb (22 kg)

| Item | Description |
|---------|---------------------|
| 122-841 | Stackable Vertifile |

WALL MOUNTED CASSETTE HOLDERS



These stainless steel Cassette Holders mount to the wall for storing cassettes before using.

Specifications

Size: 31" W x 19" H x 2" D (79.02 x 48.43 x 5.1 cm)

| Item | Description |
|---------|------------------------------|
| 129-831 | Wall Mounted Cassette Holder |

TRIMLINE PLUS HI-LO™ ILLUMINATORS



- Variable light intensities per viewing area
- Film activated auto switches
- Cluster switches and a master switch on 2 over 2 units and up
- Gravity roller grip film retainer
- “E-Z”™ Bar for easy surface wall mounting
- Power: 120VAC, 60Hz, 1.10 Amp

The Trimline Plus Hi-Lo™ provides two light intensities per each 14" x 17" (35.7 x 43.3 cm) viewing area. Uniquely at the lower light intensity, all 4 bulbs remain lit to maintain the even light distribution. The Trimline Plus Hi-Lo™ is available in 12 sizes.

It features a sleek 3.25" (8.3 cm) deep cabinet with a baked on white finish, a roller grip film retainer, an 8' (2.4 m) power cord with hospital grade plug, film activated auto switches. Cluster switches on 2 over 2 units and up. Recessed wall mounting is available and includes a frame.

UL 60601-1
CAN/CSA C22.2 No. 601.1



| Item | Trimline Plus Hi-Lo™ Illuminators | Wall Mounting Size | Weight |
|----------|---|--|----------------|
| 1020-602 | 2 Bank Unit with 28" x 17" (71.4 x 43.3 cm) view | 28" W x 3.25" D x 22" H (71.4 x 8.3 x 56.1 cm) | 45 lb (21 kg) |
| 1020-603 | 3 Bank Unit with 42" x 17" (107.1 x x 43.3 cm) view | 42" W x 3.25" D x 22" H (107.1 x 8.3 x 56.1 cm) | 68 lb (31 kg) |
| 1020-604 | 4 Bank Unit with 56" x 17" (142.7 x 43.3 cm) view | 56" W x 3.25" D x 22" H (142.7 x 8.3 x 56.1 cm) | 93 lb (43 kg) |
| 1020-622 | 2 Over 2 with 28" x 34" (71.4 x 86.7 cm) view | 28" W x 3.25" D x 44" H (71.4 x 8.3 x 112.2 cm) | 94 lb (43 kg) |
| 1020-633 | 3 Over 3 with 42" x 34" (107.1 x 86.7 cm) view | 42" W x 3.25" D x 44" H (107.1 x 8.3 x 112.2 cm) | 131 lb (60 kg) |

Other Sizes Available

IMAGING-FILM, GRATICULES, DENSITOMETERS, GAFCHROMIC

DESK TOP VIEW BOXES



1020-28



1020-36

Item 1020-28

- Brightest lightbox on the market.
- Rust resistant stainless steel frame
- Rugged, durable and long lasting
- Proven, Green LED technology
- Color Temperature: Bright White LED
- Components are CE and RoHS. This newer technology allows our light boxes to be used in any country
- Energy efficient and rated 50,000 hours

Specifications

Lights: 21 Bright White LED Modules

Power Cord: Integrated 6' / 1.8 m three-prong grounded cable

Power: 110/240 VAC, 50/60 Hz

Size: 18" W x 24.5" L x 3" H (45.9 x 62.5 x 7.7 cm)

Weight: 12 lb (5.5 kg)

Item 1020-36

- Shatter-resistant acrylic top gives maximum light diffusion and minimum glare
- Rubber feet prevent sliding
- Screw-on acrylic top is easily replaced and all interior components are easily serviced
- No starters to burn out
- 6' (2 m), 3-wire electric cord with grounding plug
- Rust-resistant stainless steel frame
- Listed by Underwriters' Laboratories

Specifications

Lights: Six 20 watt fluorescent bulbs

Switches: Three (each switch controls two bulbs)

Power: 115 VAC, 60 Hz

Size: 24.5" W x 36" L x 3" H (62.5 x 91.8 x 7.7 cm)

Weight: 29 lb (13.2 kg)

| Item | Description | Power |
|---------|----------------------------------|---------------------|
| 1020-28 | Small View Box, 18" x 24.5" x 3" | 110/240 V, 50/60 Hz |
| 1020-36 | Large View Box, 24.5" x 36" x 3" | 115 VAC, 60 Hz |

M

INTENSI-SPOT



The Intensi-Spot provides a concentrated light source for viewing sections of an overexposed film. Utilizing a 75-watt lamp, shielded by an octagon mask for light concentration, the Intensi-Spot can be tilted to any angle.

The Intensi-Spot includes a handy foot switch that can vary the light's intensity . The unit comes in a baked-on white polyester powder finish, with holes in the base for wall mounting, and a 6' (1.8 m) power cord with 3 prong plug.

Specifications

Power: 120VAC, 60Hz

Size: 9" H x 6" D (23 x 15.3 cm)

Weight: 5 lb (2.3 kg)

| Item | Description |
|----------|--------------|
| 1021-295 | Intensi-Spot |

M

COOL-LITE



The Cool-Lite is a unique viewing device that provides concentrated light for viewing sections of over-exposed film. By using an energy-efficient 15 watt fluorescent bulb (equiv . to 60 watt incandescent), the Cool-lite can be left on all day and does not generate heat.

The Cool-Lite tilts to any angle, has a white baked-on polyester powder finish, and includes holes in the base for easy wall mounting. The Cool-lite comes with a 6' (1.8 m) power cord with a 3 prong lug.

Specifications

Power: 120VAC, 60Hz

Size: 9" H x 6" D (23 x 15.3 cm)

Weight: 5 lb (2.3 kg)

UL 60601-1CAN/CSA C22-2 No. 601.1

| Item | Description |
|----------|-------------|
| 1021-695 | Cool-Lite |

BRIGHT-SPOT ILLUMINATOR



- **Wall or Desk Mount**
- **Swivel Base**
- **Variable Intensity Foot Switch Control**

A unique low cost bright spot illuminator for viewing dense films. The lamp housing swivels for easy viewing, base has key holes for wall mounting and plastic non-marring feet to stand on a desk. A rheostat foot switch is supplied to vary the brightness of the special high intensity bulb which is surrounded by a polished aluminum reflector.

Bright-Spot comes with a 6' (2 m) line cord with 3 prong plug.

Specifications

Finish: Light gray baked enamel

Power: Viewer operates on 120 VAC, 60Hz, 0.7 Amps AC

Size: 6" W x 7" D x 8" H (15.3 x 17.8 x 20.4 cm)

| Item | Description |
|----------|-------------------------|
| 1021-188 | Bright Spot Illuminator |

FILM DUPLICATOR



Constructed of stainless steel finished in durable baked enamel, this duplicator can be used with any available duplicating film.

To operate the duplicator, simply place the film to be duplicated on the plexiglass screen with a sheet of duplicating film on top, close the cover and set the exposure time. The red light will signal you when exposure is complete. Develop your duplicating film.

Specifications

Screen Size: 14" x 17" (35.68 x 43.33 cm)

Unit Size: 16" W x 23.25" L x 9" H (40.8 x 59.3 x 22.9 cm)

Weight: 41 lb (18.7 kg)

| Item | Description |
|---------|-----------------|
| 370-250 | Film Duplicator |

M

ACCELERATOR LOCALIZING CROSS TRAY

With Divergent Tungsten Pins - Wedge Slot

The Accelerator Localizing Cross Trays have divergent tungsten pins 1/16" and 3/32" in diameter x 1/2" long (0.16 and 0.24 x 1.27 cm). They are spaced 1 cm apart in four quadrants at isocenter. Every fifth pin is 3/32" (0.24 cm) diameter, which makes for easy counting. The small dots prevent any obscuring of the film viewing, yet allow easy measurements. The acrylic graticule fits into the metal tray so the graticule will not shift off center even if bumped. **Note: Localizing Cross Trays can be manufactured for any accelerator.**

Information Needed To Order

- Machine Manufacturer and Model
- Type of Coding
- Target to bottom of wedge tray slot in centimeters
- Contact Information

Specifications

Acrylic Tray Density: 1.185 g/cm³

M



713-101



713-120



713-232



713-403

VARIAN GRATICULES

| Item | Description | Field Size | Distance |
|---------|---|------------|--------------------------------|
| 713-101 | Varian Type II Graticule Wedge Slot, Coding Plug (15 or 09) on Metal Tray | | 42.1, 49.2, 53.0 or 53.8 cm |
| 713-103 | Varian Type II Graticule Wedge Slot, Coding By-Pass on Metal Tray | | |
| 713-120 | Varian Type III Graticule Wedge Slot, Optical Coded on Metal Tray | | 49.2 or 53.0 cm |
| 713-121 | Varian Type III with MLC Graticule Wedge Slot, Optical Coded MLC on Metal Tray | 30 x 30 cm | 57.6 cm |
| 713-123 | Varian Type III with MLC Graticule Wedge Slot, Optical Coded MLC on Metal Tray | 40 x 40 cm | 57.6 cm |

**Graticules for Other Varian Machines Are Available
Please Provide Contact Information When Placing Order**

SIEMENS GRATICULES

| Item | Description |
|---------|---|
| 713-221 | Siemens Mevatron Graticule Wedge Slot with Screw Coding |
| 713-232 | Siemens Primus with MLC or Mevatron Graticule Wedge Slot with Digital Coding Plug (S2N01 or S2N18) |
| 713-235 | Siemens Mev 12 Graticule Wedge Slot |
| 713-236 | Siemens Mev 6 Graticule Wedge Slot |

OTHER MANUFACTURERS GRATICULES

| Item | Description |
|---------|--|
| 713-300 | AECL Therac 6 Graticule |
| 713-400 | Elekta/Philips SL15, 18, 20, 25 Graticule Tray Slot |
| 713-401 | Elekta/Philips SL75-5 Graticule Tray Slot |
| 713-403 | Elekta/Philips SL-20, 75, L5 Graticule Mounted to Gantry Head |

SIEMENS REPLACEMENT GRATICULE

This replacement Siemens photon light field graticule can be mounted to a removable tray.



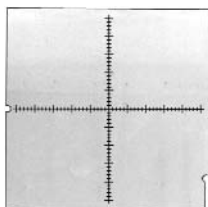
793-000 and 793-001



793-002

| Item | Siemens Replacement Graticule |
|---------|---|
| 793-000 | Screw Coding, Siemens P/N 19-41-959 Rev. D Revision D: The central axis starts at 4.283" (109mm) |
| 793-001 | Screw Coding, Siemens P/N 19-45-463 Rev. A Revision A: The central axis starts at 4.187" (106mm) |
| 793-002 | Digital Coding, Siemens P/N 8497752 |

SIEMENS SIMULATOR GRATICULES




790-100

| Item | Description | Distance |
|---------|-----------------------------|----------|
| 790-080 | Siemens Simulator Graticule | 80 cm |
| 790-100 | Siemens Simulator Graticule | 100 cm |
| 790-120 | Siemens Simulator Graticule | 120 cm |
| 790-140 | Siemens Simulator Graticule | 140 cm |

Please Provide Contact Information When Placing Order

SIEMENS MEVASIM S SIMULATOR GRATICULES With Aluminum Frame



790-210

| Item | Description | Distance |
|---------|--|----------|
| 790-208 | Siemens Mevasim S Simulator Graticule with Frame | 80 cm |
| 790-210 | Siemens Mevasim S Simulator Graticule with Frame | 100 cm |
| 790-220 | Siemens Mevasim S Simulator Graticule with Frame | 120 cm |
| 790-240 | Siemens Mevasim S Simulator Graticule with Frame | 140 cm |

Please Provide Contact Information When Placing Order


VARIAN XIMATRON SIMULATOR GRATICULES With Aluminum Frame



791-108

| Item | Description | Distance |
|---------|---|----------|
| 791-108 | Varian II Ximatron Simulator Graticule with Frame | 80 cm |
| 791-100 | Varian II Ximatron Simulator Graticule with Frame | 100 cm |
| 791-120 | Varian II Ximatron Simulator Graticule with Frame | 120 cm |
| 791-130 | Varian II Ximatron Simulator Graticule with Frame | 130 cm |
| 791-140 | Varian II Ximatron Simulator Graticule with Frame | 140 cm |
| 791-101 | Graticule Frame ONLY | |

Please Provide Contact Information When Placing Order



791-168


| Item | Description | Distance |
|------------|--|----------|
| 791-160 | Varian III Ximatron Simulator Graticule with Frame | 80 cm |
| 791-162 | Varian III Ximatron Simulator Graticule with Frame | 90 cm |
| 791-164 | Varian III Ximatron Simulator Graticule with Frame | 100 cm |
| 791-166 | Varian III Ximatron Simulator Graticule with Frame | 110 cm |
| 791-168 | Varian III Ximatron Simulator Graticule with Frame | 120 cm |
| 791-170 | Varian III Ximatron Simulator Graticule with Frame | 130 cm |
| 791-172 | Varian III Ximatron Simulator Graticule with Frame | 140 cm |
| 791-160-4 | Graticule Handle ONLY | |
| 791-160-11 | Graticule Frame ONLY, Optical Coded | |

Please Provide Contact Information When Placing Order

M

SIMULATOR GRATICULES (80 cm, 100 cm, 120 cm or 140 cm)

The Graticule is custom made for any simulator and can be furnished with a holder for mounting to the simulator. Line spacing at isocenter is 1 cm with every 5th cm line longer, as pictured. The high density line is 0.020" (0.050 cm) wide. Please specify distance needed for graticule and contact information.



| Item | Description | Distance |
|-----------|--|----------|
| 792-010 | AECL Simulator Line Graticule | All |
| 792-011 | AECL Therasim Line Graticule | All |
| 792-020 | TEM Simulator Line Graticule | All |
| 792-030 | Philips Simulator Line Graticule | All |
| 792-031 | Philips 1976 Simulator Line Graticule | All |
| 792-032 | Philips Super M80 Simulator Line Graticule | All |
| 792-033 | Philips SLS-9 Simulator Line Graticule | All |
| 792-040 | Oldelft Simulator Line Graticule | All |
| 792-041 | Replacement Oldelft Simulator Graticule | All |
| 792-050 | CGR Simulator Line Graticule | All |
| 792-060 | Kermath Simulator Line Graticule | All |
| 792-070 | Mitsubishi Simulator Line Graticule | All |
| 792-080 | Picker Simulator Line Graticule | All |
| 792-090 | Toshiba LX-8 Simulator Line Graticule | All |
| 792-092-1 | Toshiba LX-30A Simulator Line Graticule, Tray ONLY | |
| 792-092-2 | Toshiba LX-30A Simulator Line Graticule | 80 cm |
| 792-092-3 | Toshiba LX-30A Simulator Line Graticule | 100 cm |
| 792-100 | TEM (Sold by Siemens) Simulator Line Graticule | All |
| 792-102 | Replacement Varian Simulator Line Graticule | 80 cm |
| 792-120 | Haynes Simulator Line Line Graticule | All |

SIMULATOR GRATICULE HOLDERS

The holder will allow different graticules (80 cm, 100 cm, 120 cm or 140 cm) to be used.



| Item | Description |
|---------|--|
| 792-601 | AECL Simulator Holder for Multiple Graticules |
| 792-630 | Philips Simulator Holder for Multiple Graticules |

Other Manufacturers Available